



## Grade 1 Weekly Plan

Jan28-Feb 1

### SPECIAL ANNOUNCEMENTS

**Deadline to bring 10 QAR for movie popcorn and drink is Jan 29th!!!**

#### Online Resources:



**Seesaw:** <https://web.seesaw.me/>



<https://www.kidsa-z.com/main/Login/teacherUsername/>



<https://ca.ixl.com/signin/hayatuni>



[www.education.com/games/play](http://www.education.com/games/play) (optional)



<https://wow.boomlearning.com/> (optional)






















### Assessments

View Resource section to identify the skills that will be on the assessments  
All assessments will be on Thursday unless otherwise noted.

**Thursday, Feb 1st– Math assessment**

**Thursday, Feb 1st– Sight word 3B Spelling exam**

Subject	Learning Objective	Resources
<p><b>Phonics</b></p>	<p>The students will view and practice sound cards. Assessments will be over any sounds learned. Please view below.</p> <p>Please click on the <a href="#">Sound Card Video</a> and practice with your child daily for the length of the video (6 minutes)</p> <p><b>Jolly Phonics Book 2</b>  <b>Review all basic alphabet sounds plus:</b>  y as /ee/ &amp; short vowels (example: happy, daisy), Short vowels, /ck/ &amp; double letters</p> <p><b>Current:</b>  Long vowels and magic e.</p> <p><b>Upcoming:</b>  Feb 4- ay/oy, ea as ee, b,d</p>	<p><a href="#">Sound Card Video</a></p> <p><a href="#">Jolly Phonics Book 1</a></p> <p><a href="#">Jolly Phonics book 2</a> (current)</p> <p><a href="#">January Jolly Phonics Pacing Calendar</a></p> <p><a href="#">February Jolly Phonics Pacing Calendar</a></p> <p><b>NEW!!!!</b>  <a href="#">Florida Educational Resources</a></p>
<p><b>Reading</b></p>	<p>Teachers will be focused on completing beginning of year assessments</p> <p>Read Aloud Options  Teacher's choice  Focus on starting guided reading groups</p> <p>Continue <a href="#">Reading Strategy Animals</a></p> <p>Continue comprehension and retell practice</p> <p><b>Vocabulary: "Good Readers", concepts of print, front cover, back cover, spine,</b></p>	<p><b>New!</b> <a href="#">RazKids Decodable</a></p> <p><b>NEW!!!!</b>  <a href="#">Sight word Slides</a></p> <p><a href="#">Reading Strategies Animals</a></p> <p><a href="#">Characters &amp; Setting</a></p>

	<p><b>words, spaces, sentences</b>  <a href="#">Sight words List 3B</a></p>	<p><a href="#">Problem &amp; Solution</a>  <a href="#">Sight words List 3A &amp;3B</a></p>										
<p><b>Writing</b></p>	<p>Students will learn procedural / “How to” writing</p> <p><b>Ongoing: 5 Star Writing</b></p> <div data-bbox="492 699 1120 1010" style="border: 1px solid black; padding: 5px;"> <p style="text-align: center;"><b>5 Star Writing</b></p> <table border="1" style="width: 100%; border-collapse: collapse;"> <tr> <td style="text-align: center; width: 15%;"></td> <td>Capital letter to start my sentence. → <b>I</b> see a dog.</td> </tr> <tr> <td style="text-align: center;"></td> <td>Punctuation to end my sentence. Where is the dog? ✓</td> </tr> <tr> <td style="text-align: center;"></td> <td>Use finger spaces.      The dog is brown.</td> </tr> <tr> <td style="text-align: center;"></td> <td>Use neat handwriting &amp; phonemic spelling.      Kk </td> </tr> <tr> <td style="text-align: center;"></td> <td>My sentence makes sense. </td> </tr> </table> </div>		Capital letter to start my sentence. → <b>I</b> see a dog.		Punctuation to end my sentence. Where is the dog? ✓		Use finger spaces.      The dog is brown.		Use neat handwriting & phonemic spelling.      Kk 		My sentence makes sense. 	<p><a href="#">Grammar Book</a>  <a href="#">Nouns Video</a>  <a href="#">Verbs Video</a>  <a href="#">Adjectives</a>  <a href="#">The Sentence Song</a></p>
	Capital letter to start my sentence. → <b>I</b> see a dog.											
	Punctuation to end my sentence. Where is the dog? ✓											
	Use finger spaces.      The dog is brown.											
	Use neat handwriting & phonemic spelling.      Kk 											
	My sentence makes sense. 											
<p><b>Math</b></p>	<p><b>Students will add within 10.</b></p> <p>Vocabulary words: <b>Friends of 10, Number ID, Counting, ones, tens, patterns, counting on, counting backwards, “how many?”, more, less, place value, tens, ones</b></p> <p><b>Number sense:</b> Identifying, writing &amp; counting numbers within 20, writing number names to 20. Learning place value. Groups of ten.</p>	<ul style="list-style-type: none"> <li>• <a href="#">Counting to 100</a></li> <li>• <a href="#">Numbers in the teens</a></li> <li>• <a href="#">Friends of 10</a></li> <li>• <a href="#">Counting Backwards from 20</a></li> <li>• <a href="#">Patterns Video</a></li> <li>• <a href="#">Jump math Book 1.1</a></li> </ul>										
<p><b>Socials/ Science</b></p>	<p>The students will learn about States of Matter.  <a href="#">What is a Solid? Video</a>  <a href="#">What is Liquid?</a>  <a href="#">What is a gas?</a></p> <p>Ongoing- planting a garden at HUBS</p>	<p>Hayat High 5 Theme:</p> <p><a href="#">Be Safe</a>  <a href="#">Be Safe Video</a></p>										